



## DXF DU8

NON-OPENING FLAT ROOF WINDOW WITH QUADRUPLE DU8 GLAZING UNIT

### I. APPLICATION

Plastic window/skylight with the base intended for flat roofs.

Parameter	Value/Type	Marking
Roof angle	2° - 15°	
Roofing base type	membrane, roofing felt paper, green roofs, gravel roofs	-

### IV. TECHNICAL PARAMETERS

Parameter	Unit	Value	Harmonized standard
U <sub>w</sub>	[W/m <sup>2</sup> K]	0,64	EN 14351-1:2006+A2:2016
U <sub>f</sub>	[W/m <sup>2</sup> K]	0,66	
Ψ	[W/mK]	0,055	
R <sub>w</sub>	[dB]	33 (-1; -3)	
Wind load resistance		Class C5/B5 Class C2/B2*	
Snow load resistance		6H-10-4H-10-4H-12-44.2	
Resistance to fire		B-s2,d0	
Resistance to external fire		B <sub>roof</sub> (t1)	
Watertightness Unshielded (A)		E1200	
Impact resistance		Class 5 – 950 mm	
Load bearing capacity of safety devices		ndp**	EN 1279-5 + A2:2010
Air permeability		Class 4	
U <sub>g</sub>	[W/m <sup>2</sup> K]	0,4	
τ <sub>v</sub>	[%]	49	
g	[%]	38	
Glazing unit		6 RH-Tg10Kr-4HT-Tg10Kr-4HT-Tg12Kr-44.2T	

\* for windows wider or longer than 140cm

\*\* no performance determined

### V. DECLARATION OF PERFORMANCE

Harmonized standard for the product	Marking	Declaration of Performance No.
EN 14351-1:2006 +A2:2016	CE	<b>R80/CPR/14351/xx*</b>

\* - declaration's release year, eg. R80/CPR/14351/16 released in 2016

### II. WINDOW SET ELEMENTS

NO.	Element	Quantity	Description
1.	Sash equipped with glazing unit, frame is base of the window	1	DU8 – passive glazing unit with external glass toughened wider around perimeter and safe internal glass laminated. Multi-chamber PVC profile.
2.	Assembly set	1	
3.	Profiles mounting roofing	4	Profiles mechanically mounting roofing to the frame

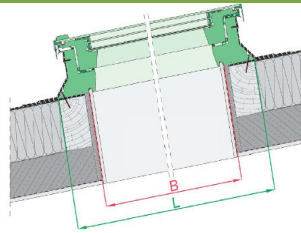
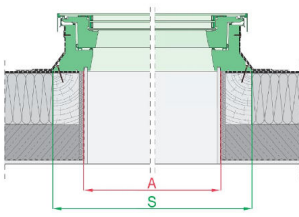
### III. SIZES

There are available 11 standard sizes. It is possible to manufacture any size from the range given in the table below.

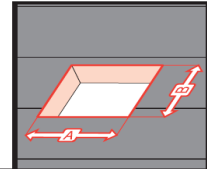
		Window width A = from 60 to 220 cm																
		60	70	80	90	100	110	120	130	140	150	160	170	180	190	200	210	220
Window height B = from 60 to 220 cm	60	0,23																
	70		0,33															
	80			0,46														
	90				0,6													
	100					0,77												
	110						1,16											
	120							1,16										
	130								1,63									
	140									1,63								
	150										1,21							
	160											1,21						
170												1,21						
180													1,21					
190														1,21				
200															1,21			
210																1,21		
220																	2,23	

- size possible to manufacture  
 - size not possible to manufacture  
 - effective glazing area, standard size

## VI. ASSEMBLY INFORMATION

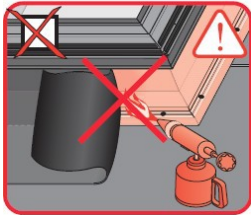


Window commercial size is an opening size in the roof (size A, B). Tolerance of the opening dimensions within +5 cm per side is possible.



DXF	A	B
	[cm]	
60x60	60-65	60-65
60x90	60-65	90-95
70x70	70-75	70-75
80x80	80-85	80-85
90x90	90-95	90-95
90x120	90-95	120-125
100x100	100-105	100-105
120x120	120-125	120-125
140x140	140-145	140-145
100x150	100-105	150-155
120x220	120-125	220-225

Do not heat up PVC profiles



## VII. DETAILED SIZES

Window size	Size symbol	Frame external size	Distance between lining grooves	Glazing size	Height
		S x L	p x q	j x k	
[cm]		[mm]			h
60 x 60	01K	820 x 820	558 x 558	476 x 476	191
60 x 90	02K	820 x 1120	558 x 858	476 x 776	191
70 x 70	03K	920 x 920	658 x 658	576 x 576	191
80 x 80	04K	1020 x 1020	758 x 758	676 x 676	191
90 x 90	05K	1120 x 1120	858 x 858	776 x 776	191
90 x 120	06K	1120 x 1420	858 x 1158	776 x 1076	191
100 x 100	07K	1220 x 1220	958 x 958	876 x 876	191
120 x 120	08K	1420 x 1420	1158 x 1158	1076 x 1076	191
140 x 140	09K	1620 x 1620	1358 x 1358	1276 x 1276	191
100 x 150	10K	1220 x 1720	958 x 1458	876 x 1376	191
120 x 220	11K	1420 x 2420	1158 x 2158	1076 x 2076	191

